



DesignOps Sprint Review

Sprint 9.4 Oct 4 - Oct 18

Sprint Activity

Design

- RFA Reporting
- RFA Facility Roster

Design System

- Component Library Updates

Design

RFA Reporting

- Review RFA Quarterly Report with Business SMEs
- Design RFA Report Screen w/ SMEs
- Design Reporting Summary Tables w/ SMEs
- Reviewed w/Core Counties

RFA Workload & Timelines Report

County Name: El Dorado County RFA Implementation Date: MM/DD/YYYY Reporting Period: Q2: 3/1/2018 - 5/1/2018 Current X days left in Q2

Part A. Application Data	Child Welfare	Probation
1a. New RFA Applications received (does not include conversions)	1	1
1b. Total from 1a that were for Placements Prior to Approval	1	1
2a. RFA Applications approved (does not include conversions)	1	1
2b. Total from 2a that were for Placements Prior to Approval	1	1
3a. RFA Applications denied	1	1
3b. Total from 3a that were for Placements Prior to Approval	1	1
4a. RFA Applications withdrawn	1	1
4b. Total from 4a that were for Placements Prior to Approval	1	1
5a. Number of pending applications (as of the last day in quarter)	1	1
5b. Total from 5a that were for Placements Prior to Approval	1	1
6a. Number of licensed FFHs and approved relatives/NRFFMs	1	1
6b. Number of conversions to RFA completed during the reporting quarter	1	1
7a. Total number of Approved Resource Family Homes to date	1	1
7b. Total number of approved Resource Family Homes with placements	1	1
8. Number of surrendered RFA approvals	1	1

Part B. Timeline Data	Child Welfare	Probation
For the applications approved during the reporting period:		
9a. What was the average (mean) number of days to approval?	X days	X days
9b. How many of those approvals took longer than 90 days?	1	1
Approved PPA's: Of the approved Placements Prior to Approval		
10a. What was the average (mean) number of days?	X days	X days
10b. How many of those approvals took longer than 90 days?	1	1

Part C. Contracting with Foster Family Agencies (FFA)	Child Welfare	Probation
11a. Does your county contract with an FFA to complete the family evaluation component of the RFA approval process?	<input checked="" type="checkbox"/> Yes	<input checked="" type="checkbox"/> No
11b. If so, how many evaluations have been completed during the quarter?	<input type="checkbox"/>	<input type="checkbox"/>
11c. What is the average length of time for the FFA(s) to complete the family evaluation?	<input type="checkbox"/> days	<input type="checkbox"/> days

Comments

Please provide any additional information that you would like us to know. Examples include:
 Do you need CDSS to provide any technical assistance to your county? If so, please describe!
 Has the county recently implemented any process changes that have led to changes in approval times?

CANCEL SAVE

RFA Facility Roster

- Review RFA Facility Roster needs with Business SMEs
- Design RFA Facility Roster w/ SMEs
- Reviewed w/Core Counties

Roster for Cambell Family Home (16) [VIEW ALL](#)

Name Role Background Status Date of Association

<input type="checkbox"/> Name	Role	Age	Background	Dates
<input checked="" type="checkbox"/> Person Name	Administrator		Cleared Full	01/01/2010 - 01/01/2015
<input type="checkbox"/> Person Name	Administrator	03/01/1968 (50 yrs)	Cleared Full	01/01/2015 - present
<input type="checkbox"/> Person Name	Biological Child	(~12 yrs)	Pending	01/01/2015 - present
<input type="checkbox"/> Person Name	Family Member	(~26 yrs)	Pending	start - end
<input type="checkbox"/> Person Name	Applicant	03/01/1968 (50 yrs)	Cleared Full	01/01/2015 - present
<input type="checkbox"/> Person Name	Employee	03/01/1968 (50 yrs)	Cleared w/ Exemption	01/01/2015 - present
	Role		Cleared w/ Simplified Exemption	01/01/1990 - 01/01/2002
<input type="checkbox"/> Person Name	Role		Denied	01/01/2015
<input type="checkbox"/> Person Name	Role 1	03/01/1968 (50 yrs)	Pending	01/01/2015 - present
	Role 2		Cleared Full	01/02/1998 - 01/01/2005
	Role 3		Cleared Full	01/01/1990 - 01/01/1998

< Page 1 of 2 >

Design System

What's Next? (from last time)

- Forms
- DNS
- Docs
- Spike
 - Premature Optimizations
 - Feature Detection
- Navigate the reOrg

```
$ diff sprint todo's
```

```
- Forms
```

```
+ Dependency Updates
```

```
+ Monorepo Updates
```

```
+ Design System Improvements
```

```
  DNS
```

```
  Docs
```

```
  Spike
```

```
    Premature Optimizations
```

```
    Feature Detection
```

```
+ Active Elements
```

```
Navigate the reOrg
```

Library Status Tracking

Changelog

[v0.3.0](#)

*> 20 PRs merged in 1wk
> 12 deploys (not previews) in 6 days*

```
$ lerna ls
```


```
@cwds/components  v0.2.0 alpha.24  
v0.3.0
```

```
@cwds/core        v0.3.0
```

```
@cwds/validation  v0.0.1
```

```
design.cwds.io    v0.1.0 (private)  
www
```

```
rails_app         v0.1.0 (private)
```

Updates & Improvements *sharpening the knives*

Tool Updates & Benefits

yarn@^1.4 (1.10)

- no-hoist

lerna@^3.1

- better workspaces integration

CRA@^2

- babel-macros
- sass/css-module support

rollup

EVERYTHING feels more routine!!

Better DX

- No more fish or trees
- @cwds/core is king

Better Production/Preview Deploys

- Designer Feedback ++

Better Release Management

- Fewer utility libs, more consistency, better results

System Improvements & Cascade vs Encapsulation

cws-cares.netlify.com

Use a **ButtonGroup** to visually group **Buttons**;

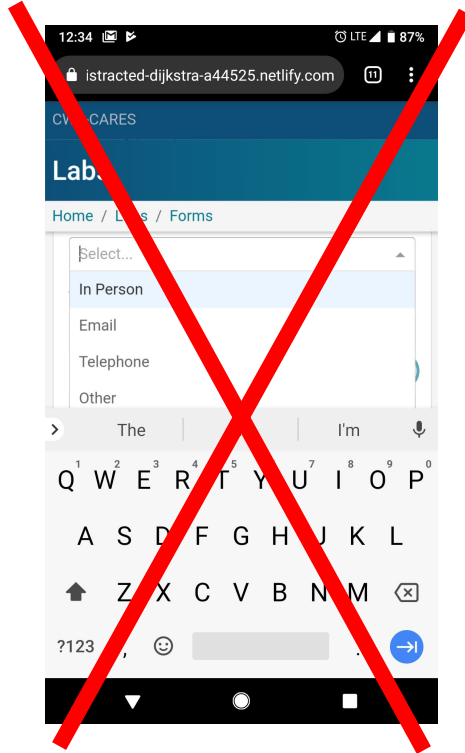
LEFT MIDDLE RIGHT

Use a **ButtonGroup** to visually group **Butt**

LEFT MIDDLE RIGHT

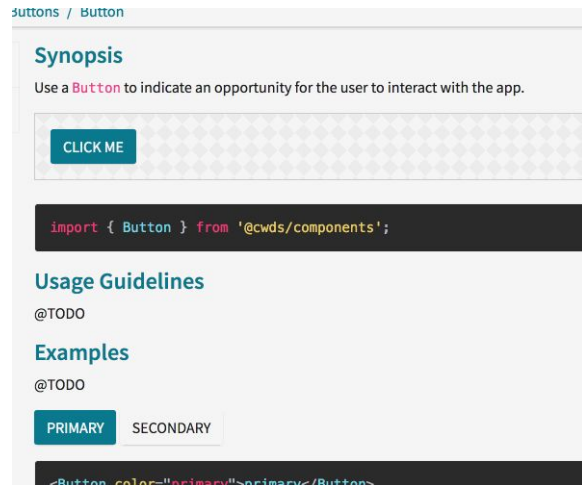
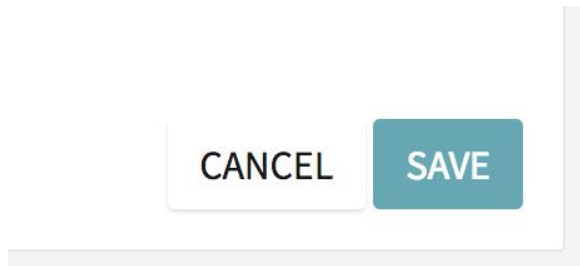
Device Detection

[Preview Deploy](#)



Active Element, Keyboard Navigation, Button[secondary]

[Preview Deploy](#)



What's Next?

- Automation (release, CI)
- Docs
- Issues



Technical Resources in DO



place image here

Questions?